

Light weight hand torch

SS140 Series

# VALVELESS TORCH

Q: Can you **CHANGE** head type of VALVELESS ?




A: **YES, WE CAN!!**



**Lightweight Design**

**Head type Replacement**

**Superior Durability**



## Lightweight Design

VALVELESS TORCH is a commodity that achieved lightweight design as its name suggests by removing the gas adjustment valve from the main body of the torch. It weights it about 1/2 compared with a past commodity (250g~280g). In addition, the handling of the torch becomes smooth by connecting the  $\phi 5$  hose, and the work efficiency improves, too.

## Head type Replacement

The portability performance has improved greatly compared with a past product the adoption of the head substitution method because it can correspond only by changing the main body when single head and twin head are changed according to work, and the gas kind is changed.

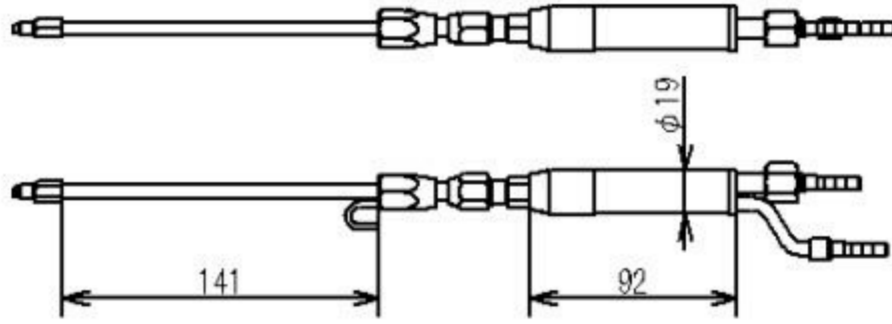
## Superior Durability

The most delicate part in the torch becomes a gas adjustment valve. A needle shape spindle bends by a few impacts and there is a case that becomes unavailability for the impact because it is a very weak part. Durability went up greatly by removing the gas adjustment valve from the torch. It is used on a lot of gas welding sites for the reasons why weight is very light and handling is smooth and doesn't break down easily.

## SPECIFICATION

### SS14 1 - 6 -

Single Head  
Tip Screw Size: M6 × 1.0  
Length: 385mm  
Weight: 250g



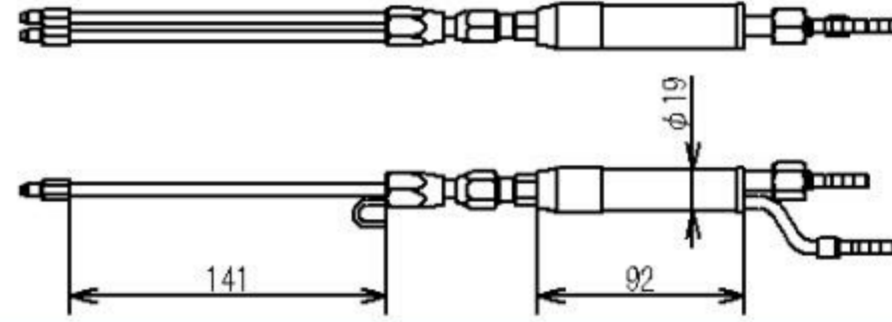
### SS14 6 - 1 - 6

Single Head  
Tip Screw Size: M6 × 1.0  
Length: 210mm  
Weight: 80g



### SS14 2 - 6 -

Twin Head  
Tip Screw Size: M6 × 1.0  
Length: 385mm  
Weight: 270g



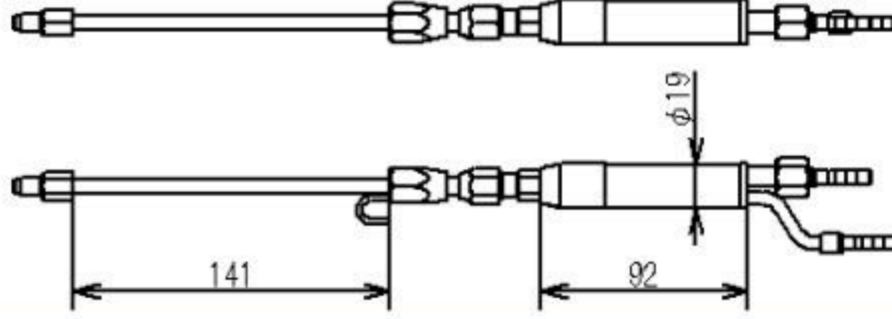
### SS14 6 - 2 - 6

Twin Head  
Tip Screw Size: M6 × 1.0  
Length: 210mm  
Weight: 100g



### SS14 1 - 8 -

Single Head  
Tip Screw Size: M8 × 1.0  
Length: 390mm  
Weight: 255g



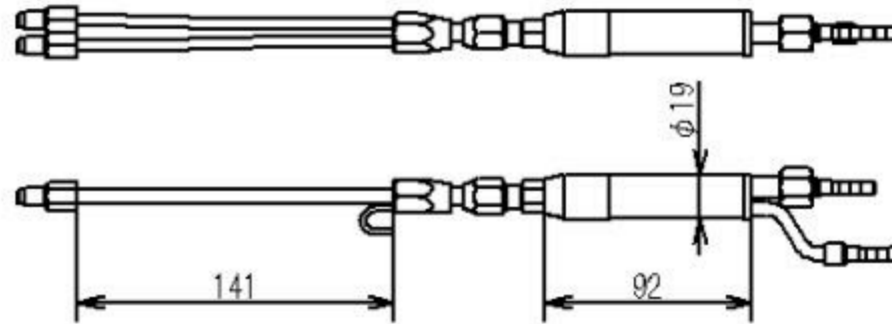
### SS14 6 - 1 - 8

Single Head  
Tip Screw Size: M8 × 1.0  
Length: 215mm  
Weight: 85g



### SS14 2 - 8 -

Twin Head  
Tip Screw Size: M8 × 1.0  
Length: 390mm  
Weight: 280g



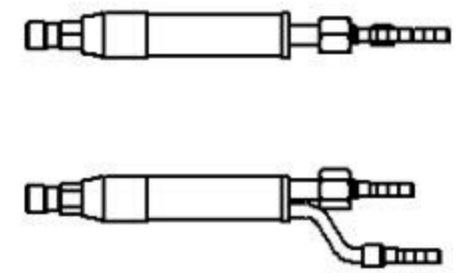
### SS14 6 - 2 - 8

Twin Head  
Tip Screw Size: M8 × 1.0  
Length: 215mm  
Weight: 110g



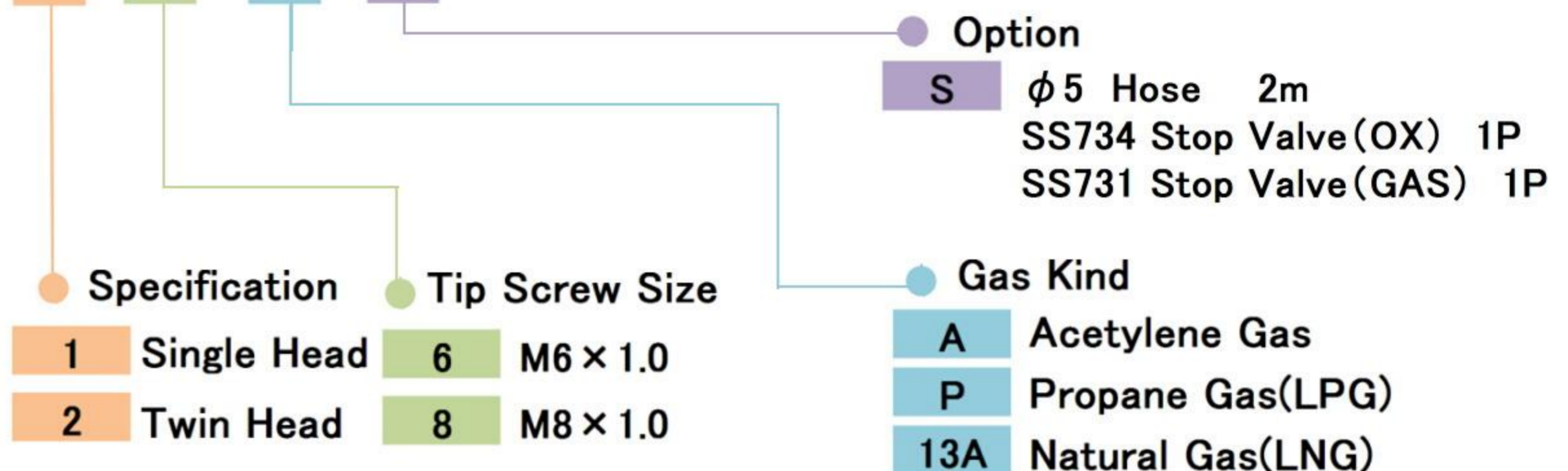
### SS14 5 -

Hose Joint:  $\phi$ 5 Hose Joint  
Length: 175mm  
Weight: 170g



## HOW TO ORDER

# SS14 1 - 6 - A - S



Agent

 **SUZUKI SEIKO CO.,LTD.**

TEL 072-821-2631 FAX 072-824-0410

E-Mail [info@suzuki-seiko.com](mailto:info@suzuki-seiko.com)

URL <http://www.suzuki-seiko.com>